

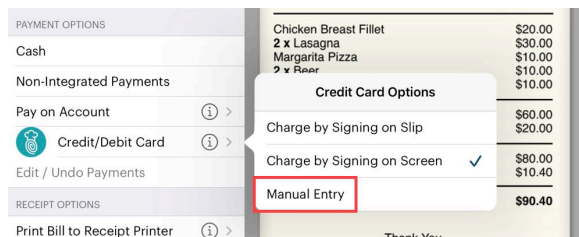
## What's New in TouchBistro 9.0.2

We have made some adjustments to payment workflows for TouchBistro Payments and Barclaycard. If you don't use either of these integrations, you can ignore these release notes.

### Need More Help?

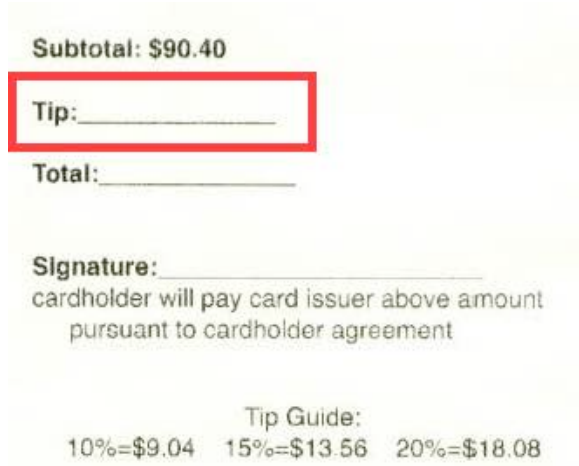
Email [support@touchbistro.com](mailto:support@touchbistro.com) if you are experiencing any issues with this update.

## TouchBistro Payments Tipping for Manual Entry

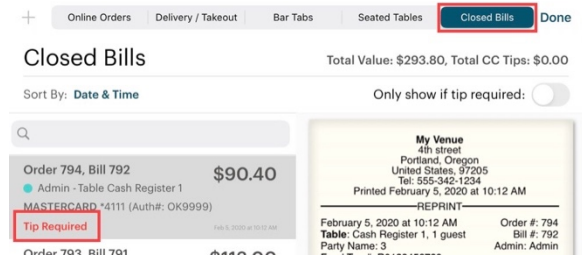


If the customer is not physically present to present his/her card, you can use the **Manual Card** entry option.

Previous to 9.0.2, you could not include a tip with a card not present transaction.



9.0.2 now includes a tip line on the credit card slip. If the customer is to be presented with the credit card slip (for example, by a delivery driver), he/she can write in the tip.

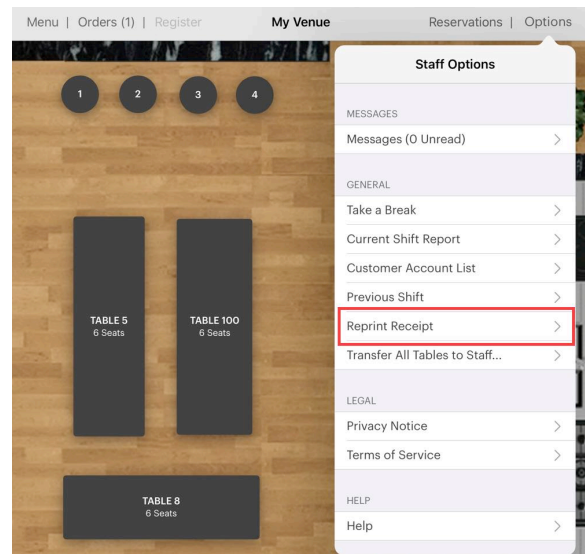


If the customer enters a tip on the credit card slip, follow the normal pre-auth reconciliation procedure. If the customer prefers to include a tip over the phone, after closing the bill, immediately proceed to your **Close Bills** tab and follow the normal pre-auth reconciliation procedure.

## Barclay

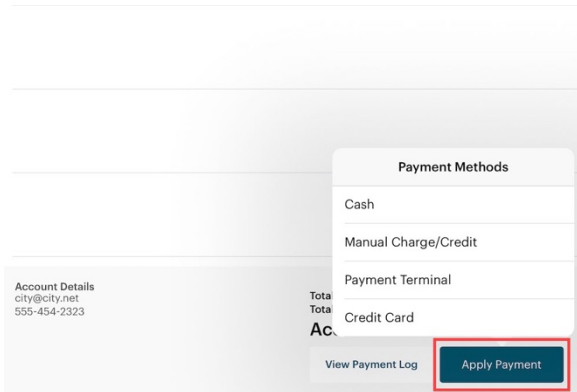
### Reprinting a Credit Card Slip

You now use TouchBistro to print the most recent credit card slip.



To reprint the most recent credit card slip, you can access **Options | Reprint Receipt** (or **Admin | Reprint Receipt** if you're an admin). This will force the V200c/V200m payment device to print the credit card slip.

## Using Your Barclay Integration to Pay Off Accounts

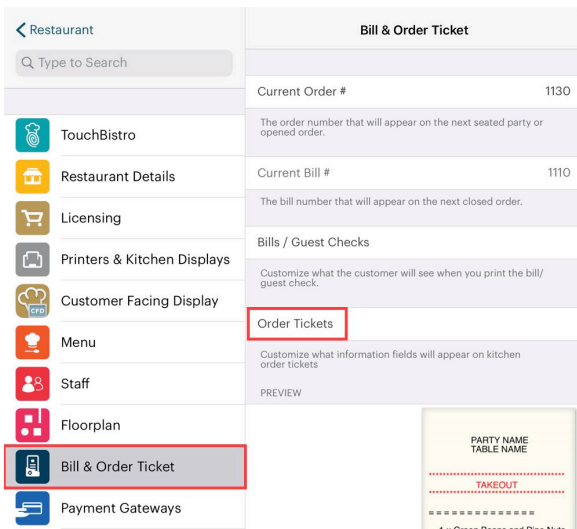


You can now take payments on accounts using your Barclay integration. Tap **Payment Terminal** to accept a card payment or deposit on the account.

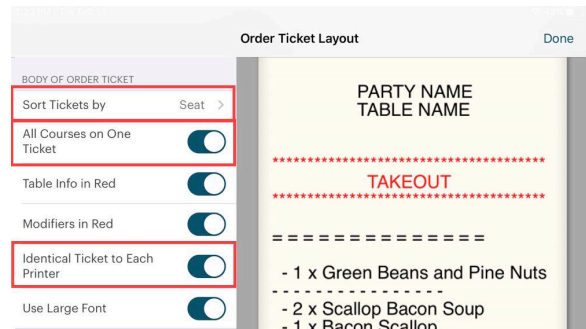
## Chit Terminology Replacement

We've phased out the term "chit" in reference to kitchen tickets. Screens and options have been renamed as follows:

### Bill & Chit Is Now Bill & Order Ticket



The **Bill & Chit** setting screen has been renamed to **Bill & Order Ticket**. The **Chit** option on that screen has been renamed **Order Tickets**.



If you tap the newly named **Order Tickets** option, settings that used the chit term have been renamed:

Old Option Name	New Option Name
Sort Chits by	Sort Tickets by
All Courses on One Chit	All Courses on One Ticket
Identical Chit to Each Printer	Identical Ticket to Each Printer

### Other Option Changes

The following items on the **Advanced** screen (**Admin | Admin Settings | Advanced**) have been renamed:

Old Option Name	New Option Name
Print Void Chits When Items are Voided	Print Void Order Tickets When Items are Voided
Print Chit on Clock-In/Clock-Out	Print Hours Slip on Clock-In/Clock-Out