

What's New in TouchBistro 9.3.1

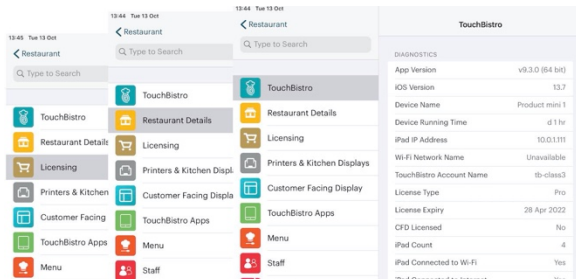
We've merged the **TouchBistro**, **Restaurant Details**, and **Licensing** screens under **Admin Settings** into a single screen called **Restaurant Information**.

Consult these releases notes for further details about these changes and more.

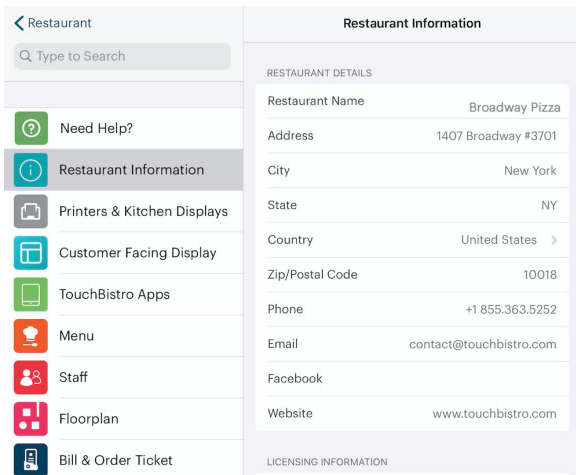
Need More Help?

Email support@touchbistro.com if you are experiencing any issues with this update.

TouchBistro, Restaurant Details, & Licensing Screens Merged

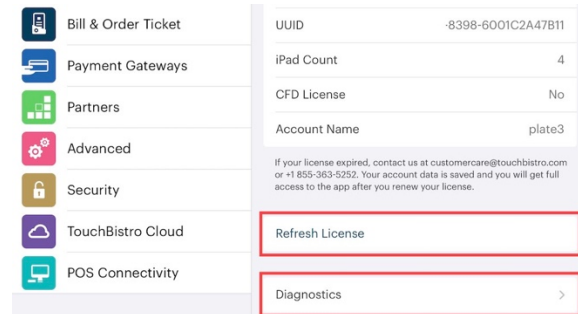


In previous versions, we provided three different **Admin Settings** screens detailing aspects of your restaurant (name and contact information), your iPad, and your license information. We have now merged these screens (**TouchBistro**, **Restaurant Details**, and **Licensing**) under the new **Restaurant Information** screen.



If you need to change how your restaurant information (name, address, phone number) appears on your guest

check, you now tap **Restaurant Information** and edit the appropriate fields at the top of this screen.



If you need to refresh your license (for example, you've enabled an integration on cloud), scroll to the bottom of the **Restaurant Information** screen to find the **Refresh License** option. If you need to check how much storage is left on your iPad before an install or check if a particular iPad is running the most updated version, you can likewise scroll to the bottom and tap the **Diagnostics** button.